

केन्द्रीय विद्यालय आई.आई. टी. चेन्नई

कक्षा - पहली

कार्यपत्रक -बारिश अवकाश

चित्रों के नाम याद करो :-

मकड़ी



गेंद



पतंग



पगड़ी



बल्ला

बन्दर

पूरे करो :

म - डी

--गडी

गें ...

ब .. ला

पतं .. .

बंद

विलोम शब्द लिखो :

अन्दर -

छोटा -

नीचे -

पीछे -


अँधेरा -

अच्छा -

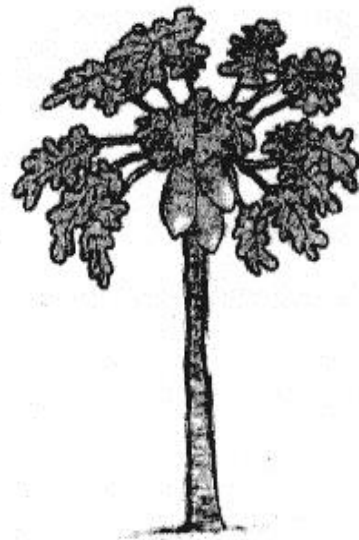
मोटा -

SPELLING COMPETENCY

I. Fill in the letters to complete the crossword puzzle.



II. Name these trees.



II. READING :

Read the following passage carefully and answer the questions given below:

A little bird sees ripe fruit on our tree and eats a tasty berry. The bird flies tall and a berry seed falls. The rains have come Hurry! Let's run. Clouds, rain and sun... Our plant is born, a little one.

QUESTIONS:

1. Where does the little bird see the fruit?

Ans : _____

2. What does she do?

Ans : _____

3. What happens when she eats the berry?

Ans: _____

III. SPEAK ON THE TOPIC : GARDEN

(Points : number of plants, trees, favourite plant, watering)

IV. WRITING:

I. FILL IN WITH TWO RHYMING WORDS:

1. ball, _____, _____

2. dew , _____, _____

3. day, _____, _____

4. rain, _____, _____

TOPIC : Numbers 21 – 50

ELO: To understand the counting of numbers from 21 – 50

Concept : 1) Writing the number names

- 2) Writing the numbers
- 3) Writing the before numbers
- 4) Writing the after numbers.
- 5) Writing the between numbers.

Worksheets: 1) Write the number names:

- a) 22
- b) 35
- c) 41
- d) 30
- e) 50

2) Write the numbers:

- a) Twenty five:
- b) Forty three:
- c) Thirty seven:
- d) Twenty four:
- e) Thirty eight:

3) Write the before number:

- a) _____ 44
- b) _____ 35

4) Write the after number:

- a) 38 _____
- b) 24 _____

5) Write the between numbers:

- a) 22 _____ 24
- b) 34 _____ 36

EVS

TOPIC: Care of Plants.

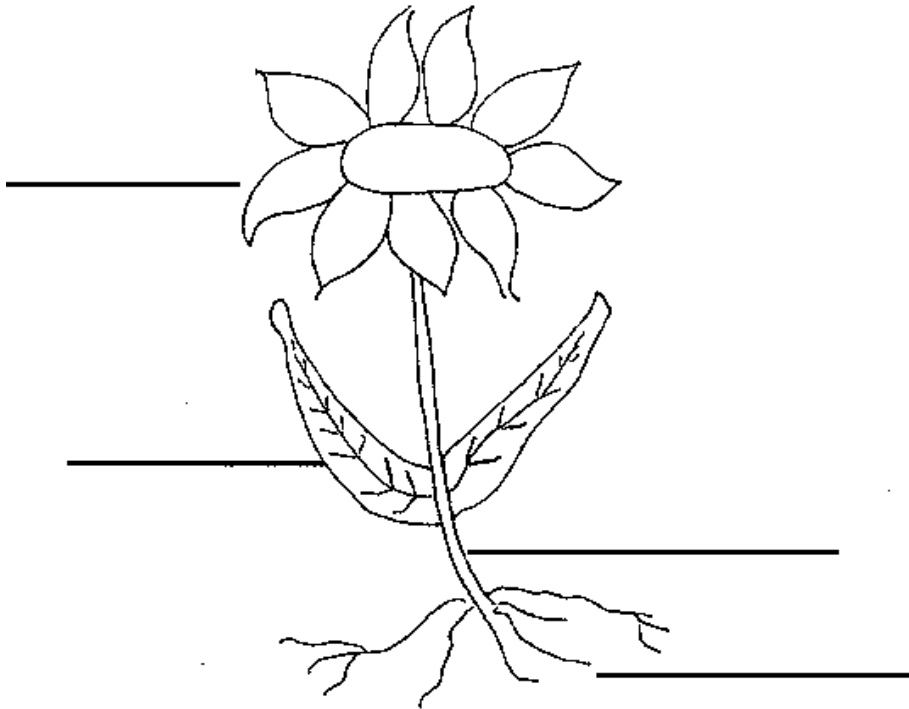
CONCEPT: Parts of a plant, uses of plants.

As the children have missed the classes due to inclement weather these worksheets are supplemented for the pre-learning.

Plant Parts

Can you fill in the blanks with the correct words?

stem flower leaf roots



Name: _____

_ GROW ABOVE THE SOIL.

_ GROW BELOW THE SOIL.

WRITE THE MISSING LETTERS:

1. P _ A N T

2. F L _ W E R

3. S T _ M

4. R O _ T


5. F R U _ T


6. S O _ L

7. L E _ F

8. B R A N _ H

OBSERVE THE PICTURE AND FILL IN THE BLANKS:





Plants need _____, _____, _____ and _____.

We get fruits, vegetables, medicine, paper, shade, wood, rubber, tea, coffee, cotton, shelter for animals etc. from the plants.

THINGS WE GET FROM THE PLANTS: (write it inside the tree)

